



# Positioning Aids



...realising optimum x-ray image performance

 **Solutions**

## Positioning Aids

Help the radiographer in setting up the patient for any particular examination and therapy. They are made from radiotransparent polyester foam. The skin-friendly polyurethane cover is dirt-resistant and easy to clean.


Available in a variety of shapes, suitable for different set-ups.

all Positioning Aids are \*subject to prior sale\*

No. 1:	Rectangular Pad 250 x 200 x 70 mm	No. 7:	Roll 250 x 100 mm
No.2:	Large Wedge 250 x 200 x 110 mm	No. 8:	A-P Head Mould 250 x 200 x 100 mm
No. 3:	Small Wedge 120 x 200 x 60 mm	No.9:	P-A Head Mould 250 x 200 x 100 mm
No. 4:	Flat wedge 250 x 200 x 70 mm	No. 10:	Right Lateral Head Mould 250 x 250 x 100 mm
No. 5:	Round Pad 200 x 50 mm	No. 11:	Left Lateral Head Mould 250 x 250 x 100 mm
No. 6:	Ring Pad 200 x 50 mm	No. 13	Small Child Mould 340 x 540 x 120mm

**Standard set:** 2 x No. 2, No. 3 and No. 4 / 1 x No. 1, No. 5, No. 6 and No. 7

Cleaning: with water and currently available cleaning agent. Avoid contact with alcohol or trichlorine-ethylene.



### Pads with robust and non-irritant Nylon (Plastic covered pads):

No. 15/1	2000 x 600 x 10 mm
No. 15/2	2000 x 600 x 20 mm
No. 15/3	2000 x 600 x 30 mm



**Business Contact:**  
CAWO Solutions  
P.O. Box 11 29  
D - 86521 Schrobenhausen  
Phone: (++49) 8252 9109-21  
Internet: [www.cawo.com](http://www.cawo.com)  
E-mail: [cawo@agfa.com](mailto:cawo@agfa.com)

 **Solutions**